

















-  COMMON AREAS
-  AMENITIES
-  ROOMS
-  DINING HALL
-  BINS
-  GYMNASIUM
-  KITCHEN
-  TOILETS
-  LAUNDRY
-  TV/GAMES ROOM
-  DEFIBRILLATOR
-  FIRST AID POINT
-  EVACUATION / MUSTER POINT
-  WATER TREATMENT PLANT
-  FIRE PROTECTION EQUIPMENT
-  EMERGENCY AIRHORN

EMERGENCY

Workers and Visitors must stay familiar with evacuation plans that will be communicated in the site induction. In the event of fire or other emergency, visitors, and contractors to be moved to the closest evacuation shelter location or as directed by their employer, Chief Warden, Warden or Discovery WorkStay employee.

EMERGENCY: 000 / 111

SITE CONTACT: 0475 865 235

PARK MANAGER: 0475 623 653

KATHERINE HOSPITAL: (08) 8973 9211



FREE WIFI

Username | KWC-indoor or KWC-guest
Password | WorkersCamp01

MEAL TIMES

Breakfast: 4.30am - 6.30am
Dinner: 5.30pm - 7.30pm